



Community Health Needs Assessment 2022

Mayo Clinic Health System-Fairmont



Table of contents

SECTION 1 - Executive Summary

- 4 Enterprise Overview
- 5 Entity Overview
- 6 Summary of Community Health Needs Assessment

SECTION 2 - Our Community

- 8 Demographic Overview

SECTION 3 - Assessing the Needs of the Community

- 10 Community Input
- 11 Process and Methods

SECTION 4 - Addressing the Needs of the Community

- 13 Identified Health Needs
- 17 Prioritization Process and Criteria
- 17 Available Resources within the Community to Address the Identified Needs

SECTION 5 - Evaluation of Prior CHNA and Implementation

- 18 Evaluation of impact since previous CHNA

Appendices

List of Appendices

- 22 Appendix A – Southern Minnesota Needs Assessment
 - 23 Appendix B – Community Survey results
 - 33 Appendix C – Community Survey promotional materials
 - 35 Appendix D – Feedback on prioritization by community stakeholders
-

Executive Summary

Enterprise Overview



MAYO CLINIC

Mayo Clinic is a not-for-profit organization with a mission to inspire hope and promote health through integrated clinical practice, education and research. Mayo Clinic serves more than 1.4 million patients annually from every U.S. state and communities throughout the world, offering a full spectrum of care from health information, preventive and primary care to the most complex medical care. Mayo Clinic has locations in Rochester, MN; Scottsdale and Phoenix, AZ; Jacksonville, FL; and many Mayo Clinic Health System sites in Minnesota and Wisconsin

COMMITMENT TO COMMUNITY

Through its interdisciplinary expertise in medical practice, research and education, Mayo Clinic serves communities everywhere. Mayo Clinic reinvests its net operating income to advance breakthroughs in diagnoses, treatments and cures for all varieties and complexity of human disease and quickly translates this new knowledge to advance the practice of medicine. One example illuminating this is how Mayo Clinic responded to the COVID-19 pandemic, which intensified existing community health needs. Mayo Clinic's front-line and virtual teams cared for more than 160,000 patients with COVID-19 in 2021. Mayo staff tested more than 1.1 million people for COVID-19, administered more than 500,000 COVID-19 vaccinations, and provided more than 19,000 monoclonal

antibody infusions. In addition to its extensive medical, public health and research response, Mayo Clinic also cared for broader aspects of community need, including assistance to local non-profits, schools and government agencies, human service collaborative efforts and small local businesses to help stabilize and sustain the economies of its local communities.

Entity Overview

Mayo Clinic Health System (MCHS) was created to fulfill Mayo Clinic's commitment to bring high quality health care to local communities. MCHS is a family of clinics, hospitals and health care facilities serving more than 44 communities in Iowa, Minnesota and Wisconsin. It includes more than 900 providers serving more than half a million patients each year. As part of Mayo Clinic, MCHS provides a full spectrum of health care options to local neighborhoods, ranging from primary to highly specialized care. MCHS is recognized as one of the most successful regional health care systems in the U.S.

MCHS was developed to bring a new kind of health care to communities. By putting together integrated teams of local doctors and medical experts, we have opened the door to information sharing in a way that allows us to keep our family, friends and neighbors healthier than ever before.

The system also provides patients with access to cutting-edge research, technology and resources. Our communities have the peace of mind that their neighbors are working together around the clock on their behalf.

MCHS in Fairmont is a 57-bed, acute-care hospital located in Fairmont, Minnesota. Fairmont is part of the Southwest Minnesota region of MCHS, which includes hospitals in New Prague, Mankato, St. James and Waseca.

Dedicated to putting the needs of our patients first, MCHS in Fairmont promotes health and wellness in the community through inpatient and outpatient services, education through blog postings, articles and presentations, staff volunteerism, community giving and charity care.

In 2021, Mayo Clinic Health System in Fairmont provided over \$1 million in charity care, delivering local access to care for all, regardless of ability to pay. The hospital provided \$21,900 in Hometown Health grants to support access to physical activity, access to healthy food and to help families meet basic needs. Mayo Clinic Health System in Fairmont pledged seven acres of land (worth approximately \$250,000) to the Fairmont Area Community Center Foundation to build a community

center in Fairmont. In addition, Mayo Clinic Health System, SWMN Region and MCHS Fairmont pledged \$500,000 to support the new community center.

MCHS in Fairmont promoted health care careers through collaboration with area schools and higher education institutions. We also supported health-related educational programs around topics through a weekly radio program entitled “Speaking of Health”, virtual webinars on addressing COVID 19, vaccinations, resiliency and healthy eating. MCHS in Fairmont also hosted community wellness challenges on Slim Your Screen Time and Well-being, and communicated additional health topics to community members through blog postings, newsletter articles and presentations.

MCHS in Fairmont supports and participates in the Martin County Health Coalition, which is a collaborative that includes more than 30 community partners that are focused on improving health equity and health outcomes. MCHS in Fairmont also maintains strong partnership with the Martin County Public Health Statewide Health Improvement Plan (SHIP) and the Martin County Substance Abuse and Prevention Coalition.

Annually, MCHS in Fairmont’s hospital organizes an employee giving tree to donate items to local food shelves. In addition, staff coordinate 1-2 employee blood drives which are held on the hospital campus in partnership with the American Red Cross each year.

The MCHS Community Health Needs Assessment (CHNA) process advances and strengthens our commitment to health and wellness activities by focusing on high-priority needs—in our clinics and in our community.

Summary of the Health Needs Assessment

Mayo Clinic Health System in Southwest Minnesota used a systematic process to evaluate the health needs of our communities and determine health priorities.

The primary quantitative input into the assessment and prioritization process was the Southern Minnesota Needs Assessment report. This report was created by Joe Visker, PhD, Minnesota State University-Mankato. This report includes analysis of existing data gathered from a variety of sources, such as census data, government reports, health department statistics and school surveys.

The primary qualitative input into the process was the collection of community input through a community health survey that was distributed through community events and activities, in partnership with local community-based organizations, as well as distributed through social media. Participants were asked to complete a two-minute survey asking about their own health concerns, community health concerns and demographics. Events/activities with typically underserved populations were

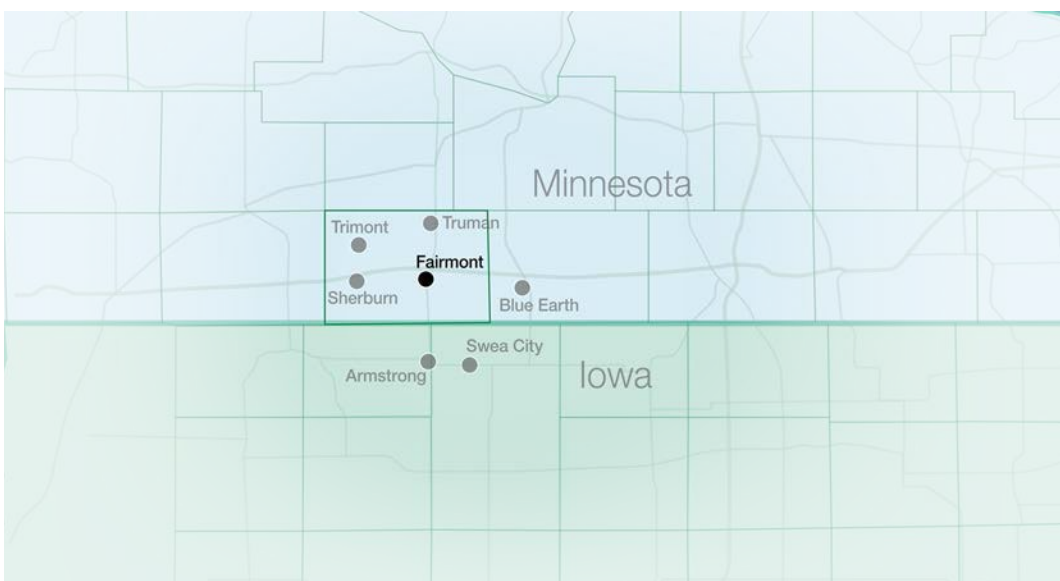
targeted. More than 800 people took the survey throughout the region. There were 140 responses from Martin County. Local public health departments reviewed and provided input on the survey questions during the development process.

In addition, a prioritization survey was conducted with community stakeholders from local government, healthcare and nonprofit leaders with 40 of 60 individuals responding.

Our Community

GEOGRAPHIC LOCATION

Mayo Clinic Health System in Fairmont primarily serves communities located in Martin County (72% of inpatients), Minnesota. It also serves communities in Faribault, Watonwan and Jackson Counties in south-central Minnesota, and Kossuth, Emmett and Palo Alto Counties in north-central Iowa. Although Mayo Clinic Health System in Fairmont serves patients from the other counties, the majority is from Martin County and therefore, for purposes of the CHNA, the community is defined as Martin County. The main city served is Fairmont, with the balance of the service area being small towns and rural agricultural areas. The main medical campus is in Fairmont and is licensed as an acute care hospital.



DEMOGRAPHICS

Population (2019)

Source: <https://www.health.state.mn.us/data/mchs/genstats/countytables/MNCountyHealthTables2019.pdf>

Age Group												
	Sex	<1	1-4	5-9	10-14	15-19	20-34	35-49	50-64	65-79	80+	Total
State	F	33,017	138,606	177,252	181,522	176,831	547,682	519,866	553,868	361,287	139,980	2,829,821
	M	34,612	145,387	185,594	188,225	184,300	570,863	534,554	547,071	328,583	90,622	2,809,811
Martin	F	182	377	564	617	584	1,432	1,535	2,063	1,642	938	9,934
	M	188	397	593	660	546	1,530	1,612	2,056	1,598	569	9,749

Race and Ethnicity (2019)

Source: <https://www.health.state.mn.us/data/mchs/genstats/countytables/MNCountyHealthTables2019.pdf>

Area	Non-Hispanic				Hispanic	Total
	White	African American ^a	American Indian	Asian/Pacific Islander		
State	4,526,589	422,594	68,904	306,415	315,130	5,639,632
Martin	32,697	372	134	308	2,382	19,683

Socioeconomic Data (2019)

Source: <https://www.health.state.mn.us/data/mchs/genstats/countytables/MNCountyHealthTables2019.pdf>

	Percent (%) of:		
	Population 25+ years with < high school or GED	People of all ages living at or below 200% of poverty	Children < 18 in single parent households
State	6.9	23.7	26.0
Martin	6.8	28.9	29.8
* Highlighted cells indicate percentage is higher than state percentage.			

Minnesota Medical Assistance – Average Monthly Eligible (2019)

Source: <https://www.health.state.mn.us/data/mchs/genstats/countytables/MNCountyHealthTables2019.pdf>

	All Families and Children	Adults with No Children	Elderly	Disabled	Total
State	709,837	201,942	66,740	113,919	1,092,438
Martin	3,182	838	323	556	4,899

Median Income (2019)

Source: <https://www.countyhealthrankings.org/app/minnesota/2021/measure/factors/63/data>

Area	Median Income (\$)
State	74,500
Martin	54,600



Assessing the Needs of the Community

In 2019, Mayo Clinic Health System in Fairmont identified and prioritized community health needs in Martin counties through a comprehensive process that included input from local community and organization leaders, public health officials and hospital leadership. The 2019 Community Health Needs Assessment final report has been posted on the MCHS in Fairmont “Community Engagement” internet page for public review and comment. A link for questions and comments was clearly identified on the CHNA report page. However, no comments have been submitted.

In 2022, the Mayo Clinic Health System in Southwest Minnesota CHNA process was led by an internal MCHS work group with members from community relations and site leadership; input was provided by regional health system leadership and practice operations. This interdisciplinary work group viewed the community health needs assessment as an opportunity to better understand known health care needs and, if possible, identify emerging needs within each of the five MCHS communities in the Southwest Minnesota region — Fairmont, Mankato, New Prague, St. James and Waseca.

COMMUNITY INPUT

Community input was received at numerous stages and from a variety of levels of leadership throughout the CHNA process. Mayo Clinic Health System created a community survey and received feedback and input from local public health during the development process. The community survey was primarily distributed through collaboration with local nonprofits and public health, as well as

through social media networks. More than 800 people took the survey throughout the region. There were 140 responses from Martin County. In addition, a prioritization survey was conducted with community stakeholders from local government, healthcare and nonprofit leaders with 40 of 60 individuals responding. Details of the survey results are shared in Appendix B.

Process and Methods

Primary quantitative data was collected and analyzed by Minnesota State University, Mankato Health Science department, led by Dr. Joseph Visker. Dr. Visker and his team pulled data from a variety of publicly available sources for the 11 regional counties included in the Southwest and Southeast Minnesota assessment. The full data report and all sources are available in the Southern Minnesota Needs Assessment (Appendix A) prepared by Dr. Visker.

A community survey was distributed to the communities we serve. The survey asked two main community health questions and asked for additional demographic information. Local county public health officials reviewed and helped develop the survey questions in collaboration with MCHS. The full survey and results are available in Appendix B. The questions asked were:

1. In thinking about your own health and well-being what concerns you most? Select up to three.
 - a. Access to health care
 - b. Access to healthy foods
 - c. Alcohol, tobacco, vaping and other drug use
 - d. Chronic disease (e.g. – Cancer, Diabetes, etc)
 - e. Finances
 - f. Housing
 - g. Physical exercise
 - h. Social support and connection (e.g. – persons or organizations who provide physical or emotional support)
 - i. Sense of safety (e.g. – in your house, with spouse or family members, etc)
 - j. Sleep
 - k. Stress, anxiety or depression
 - l. Transportation

2. In thinking about your community, what concerns you most? Select up to three.
 - a. Access to health care services
 - b. Access to Internet (e.g. – cell phone, broadband)
 - c. Basic needs (food, housing, etc)
 - d. Mental health
 - e. Opportunities for recreation, leisure & arts
 - f. Poverty

- g. Public safety
- h. Racism and discrimination
- i. Social support (e.g. – persons or organizations who provide physical or emotional support)
- j. Transportation
- k. Other

Community outreach prioritized input from traditionally underrepresented, medically underserved, low-income and minority populations. Examples of this outreach include distributing the survey at Fairmont Foods processing plant to all employees, sending the survey QR code to the Fairmont Chamber of Commerce members to distribute to their staff, sharing the survey on social media through Martin County and Community Health Workers distributing the survey at MCHS in Fairmont. Through these outreach efforts, there were over 140 responses from Martin County. More than 800 people took the survey throughout the Southwest Minnesota region between February 1, 2022, to June 30, 2022. Promotional materials for the community survey and examples of community outreach are shared in Appendix C. In addition, a prioritization survey was conducted with community stakeholders from local government, healthcare and nonprofit leaders with 40 of 60 individuals responding. Results from prioritization is shared in Appendix D.

Addressing the Needs of the Community

Identified Health Needs



After completing an extensive analysis of the data available and community input, the top community health needs were identified by MCHS in Fairmont. Each of these focus areas are equally important, however, they have been ranked by priority:

1. Mental health/mental well-being
2. Addressing social determinants of health

Mental health

This focus area refers to the services and support needed to address how we think, act and feel as we cope with life. Mental health is essential for personal well-being, caring for family, interpersonal relationships and meaningful contributions to society. Mental health conditions may include, but are not limited to, depression, anxiety and post-traumatic stress disorder.

Data highlights:



More than half of Americans report that COVID-19 has had a negative impact on their mental health.

In February 2021, **37.2% of adults in Minnesota** reported symptoms of **anxiety or depression**.

16.6% were unable to get needed counseling or therapy.

<https://www.nami.org/NAMI/media/NAMI-Media/StateFactSheets/MinnesotaStateFactSheet.pdf>

Mental Health

Ever been treated for a mental health, emotional, or behavior problem (8th, 9th, and 11th grade) (2019)

Source: <https://public.education.mn.gov/MDEAnalytics/DataTopic.jsp?TOPICID=11>

		8 th Grade		9 th Grade		11 th Grade	
		(%)		(%)		(%)	
		Male	Female	Male	Female	Male	Female
State	Yes, during the last year	10	15	10	19	12	24
	Yes, more than a year ago	10	10	11	12	11	16
Martin	Yes, during the last year	8	13	11	14	4	22
	Yes, more than a year ago	8	15	17	7	7	16

* Highlighted cells indicate percentage is higher than state percentage.

Average number of mentally unhealthy days reported in the last 30 days (2019)

Source: <https://www.countyhealthrankings.org/app/minnesota/2022/measure/outcomes/42/data>

Area	Average # of Mentally Unhealthy Days
State	4.0
Martin	4.2
*Highlighted cells indicate percentage is higher than state percentage.	

Mental Health Provider Ratio (n:1) (2020); Number of Mental Health Providers (2020)

Source: <https://www.countyhealthrankings.org/app/minnesota/2022/measure/factors/62/map>

Area	Mental Health Provider Ratio #:1	# of Mental Health Providers
State	370	-
Martin	890	22

Addressing social determinants of health

This focus area refers to social determinants of health (SDOH) which are the non-medical factors that influence health outcomes. They are the conditions in which people are born, grow, work, live, and age - examples include access to food, housing and transportation. Addressing patient's basic needs has been shown to improve their health outcomes.

Individuals Below the Poverty Level (2019-2020)

Source: (1)<https://www.mncompass.org/economy#1-15295-g> (County: 2020 & State: 2019); (2) https://data.web.health.state.mn.us/web/mndata/poverty_basic (2019)

Area	Individuals Below the Poverty Level (%)	Children (0-17) Below the Poverty Level (%) (1)	Children (<18) Living in Poverty (%) (2)
State	8.3	0-4 Years: 11.2 5-17 Years: 11.2	11.2
Martin	9.9	13	18.9

*Highlighted cells indicate percentage is higher than state percentage.

Food Insecurity (2019)

Source: <https://www.countyhealthrankings.org/app/minnesota/2022/measure/factors/139/data?sort=sc-0>

Area	Population Who Lack Adequate Access to Food n(%)
State	*(8)
Martin	2,150(11)

Limited Access to Healthy Foods (2019)

Source: <https://www.countyhealthrankings.org/app/minnesota/2022/measure/factors/83/data?sort=sc-0>

Area	Population with Limited Access to Health Foods n(%)
State	*(6)
Martin	1,590(8)

Prioritization Process and Criteria

The Mayo Clinic Health System Southwest Minnesota Regional Administrative team, made up of practice operations and nursing leaders, was presented data, community feedback and criteria to consider when selecting health concerns to address for 2023-2025 at their meeting on July 27, 2022. The group used the following criteria: Strategies identified; resources that will be available (time, talent and treasure); influence to make community change/impact; and community acceptability (based on gathered community input). The group voted 44 attendees out of 45 to move forward with Mental Health/Mental Well-being and Addressing social determinants of health as the selected health concerns for 2023-2025.

Other needs considered were healthcare access, substance abuse and chronic disease. These needs will be addressed through our two selected health priorities – mental health and addressing social determinants of health - but given limited resources and other organizations working to address these other needs, they will not be addressed as selected health concerns on this report.

Available Resources within the Community

Mental Health:

- Mayo Clinic Health System Behavioral Health and Fountain Centers
- Human Services of Faribault & Martin County
- Committee Against Domestic Abuse (CADA)
- Churches
- School counselors: Truman, North Kossuth, Martin County West, Fairmont Area, Granada Huntley East Chain
- Eunoia Family Resource Center
- Upward Bound 5th St. Express
- Adult Mental Health Crisis Response Phone
- South Central Crisis Center-Horizon Homes
- New directions Healing Center
- South Central Crisis Center

Social Determinants of Health

- Food assistance, including, but not limited to, Heaven’s Table Food Shelf in Fairmont and Sherburn, Ruby’s Pantry in Fairmont and Sherburn, Summer Hunger, Backpack Food Program, free and reduced school nutrition services, Baby Cafe and St. John Vianney Church.
- Housing assistance, including, but not limited to, Minnesota Valley Action Council, Martin County Human Services, Friendship Village and area assisted living facilities.
- Substance use, including, but not limited to, Alcoholics Anonymous, House of Hope, Inc., Narcotics Anonymous, QUITPLAN and Mayo Clinic Health System Fountain Centers.
- Financial strain, including, but not limited to, county Human Services departments, Minnesota Department of Human Services, and Minnesota Valley Action Council.
- Transportation assistance, including, but not limited to, Martin County Public Transit, CREST, AMV Transportation, MN Transit Service and Prairie Lakes Transportation.

Evaluation of Prior CHNA and Implementation Strategy

Prioritized health needs from the 2019 CHNA included:

- Mental Health
- Substance Abuse
- Chronic Disease with Obesity

Updates on strategy accomplishments

Below are some of the key implementation actions taken to address the prioritized health needs from the 2019 CHNA. The intended impact of committing financial and human resources to conduct such actions was to provide awareness, education, and assistance to the community in order reduce occurrences of issues related to mental health, substance abuse and chronic disease.

Due to the COVID-19 pandemic, Mayo Clinic Health System engaged with community members and organizations through virtual platforms.

To address mental health, MCHS in Fairmont:

- Held two separate three-part resiliency series webinars to provide tools and resources to build resiliency and address mental health.
- Installed a prayer wall installed in chapel for use by employees and public
- Provided funding for school counselors, non-profit leaders and others to go through stress management and resiliency train-the-trainer program to bring resiliency to their organizations and clients. As part of this initiative, we developed a SWMN resiliency cohort with these trainers to share best practices and updates quarterly. Individuals were trained from Fairmont Area Schools, Granada Huntley East Chain School and the Southern MN Education Coop.
- In conjunction with other MCHS sites, hosted annual virtual Discover Gratitude challenge for the community which included virtual webinars and a printable journal.
- Delivered a “Speaking of Health” radio program to address grief during the holidays.
- Distributed media releases from local providers on managing daylight savings time, stress-related sleep disruption, seasonal affective disorder and preparing for the long winter.
- Aired a podcast featuring MCHS experts about mental health and well-being.
- Presented the topic “I get by with a little help from my friends” to 175 members of the agriculture community by a behavioral health expert.
- Conducted cancer support group meetings.
- Published information in the Fairmont Chamber of Commerce newsletter on Coping for Kids during the COVID-19 pandemic.
- Actively participated in the Martin County Strong Together coalition addressing ACES and resiliency.
- Distributed well-being kits to adults in partnership with Truman Sr. Living during the COVID-19 pandemic
- Conducted Slim Your Screen time community virtual challenge to encourage all ages to play, explore and connect without social media.
- Sponsored and designed a full-page magazine piece “Use your Imagination” for Kids Creative Magazine reaching 2,000 households in Watonwan and Martin County.

To address substance abuse, MCHS in Fairmont:

- In January 2020, co-hosted The Opioid Fix viewing and panel discussion with Minnesota State University, Mankato with over 375 attendees.

- In conjunction with other MCHS SWMN sites, purchased a giant inflatable lung as a visual for substance abuse public education events at area schools and the Martin County Fair.
- Actively participated as a member of the Martin County Substance Abuse and Prevention Coalition which is a collaborate of all public and private schools in Martin County.
- Served on the board of the Martin County Statewide Health Improvement Partnership (SHIP) Community Leadership Team.
- Distributed 24x36 inch posters to 50 schools and businesses warning on the dangers of vaping.

To address chronic disease, MCHS in Fairmont:

- Established a community garden on the medical center campus as an opportunity to teach gardening skills, healthy eating and healthy recipes to patients. Also added a refrigerator in the clinic lobby so patients could have access to fresh, healthy produce. This garden is a collaboration with SHIP and the University of MN Extension Service.
- Continued to expand Community Health Worker program to improve health conditions related to chronic disease.
- Integrated Find Help's community resource database into our electronic health records to help provide just-in-time resources to providers for identified social determinants of health.
- Employees delivered meals to homebound through Meals on Wheels for 15 days.
- Participated as a member of the Martin County Stronger Together coalition addressing access to care, chronic disease and resiliency.
- Displayed education about heart health at our cardiac rehab open house, and provided colon cancer awareness in the clinic lobby and breast cancer education at Boomgar's Ladies Night out.
- Pledged seven acres of land (worth approximately \$250,000) to the Fairmont Area Community Center Foundation to build a community center in Fairmont. Also, pledged of \$500,000 with Mayo Clinic Health System SWMN Region to the center.
- MCHS in Fairmont's administrator serves on the Fairmont Area Community Center Foundation board and plays an integral role in the planning and partnership.
- Provided an informational booth at Martin County Fair which addressed the key elements of well-being: eat well, move daily, relax, sleep, discover and maintain.
- MCHS experts presented community education about diseases of the eye, dry eye disease impact on chronic disease and connected community care.
- Served as a member of the Martin County COVID-19 Food Response Team and assisted with the coordination of food distribution to those in need.
- Conducted monthly long community wellness challenge including weekly wellness webinars. The challenge addressed the key elements of well-being: eat well, move daily, relax, sleep, discover and maintain.

- Employees conducted a food drive to donate healthy snacks to Alateen participants.
- Produced and distributed a Speaking of Health radio program on screening & prevention and COVID-19 impact to over-all health.
- Conducted Stepping On – a series of 6 classes educating on falls prevention.
- Distributed media releases from local providers about colorectal cancer screening, advanced directives, importance of seeking treatment for minor injuries and illness during COVID-19 pandemic and breast cancer screening.
- Two staff members serve on the Martin County Public Health advisory committee.

All focus areas

- Disseminated health education through the media, including TV segments, print media, social media, online blogs, weekly radio program “Speaking of Health” and the MCHS *Hometown Health* publication.
- Committed \$20,000 annually to local nonprofits through our Hometown Health Grants for improving health and wellness in our communities.

The COVID-19 pandemic intensified and complicated efforts to address these health priorities. Despite the actions taken since 2020 to address mental health, substance abuse and chronic disease, they continue to be health concerns within the community. MCHS in Fairmont will continue to address these needs where they overlap with the prioritized health needs identified in the current 2022 CHNA.

Appendix A: Southern Minnesota Needs Assessment

Prepared by: Joseph D. Visker, PhD, MCHES®, FESG, Minnesota State University, Mankato



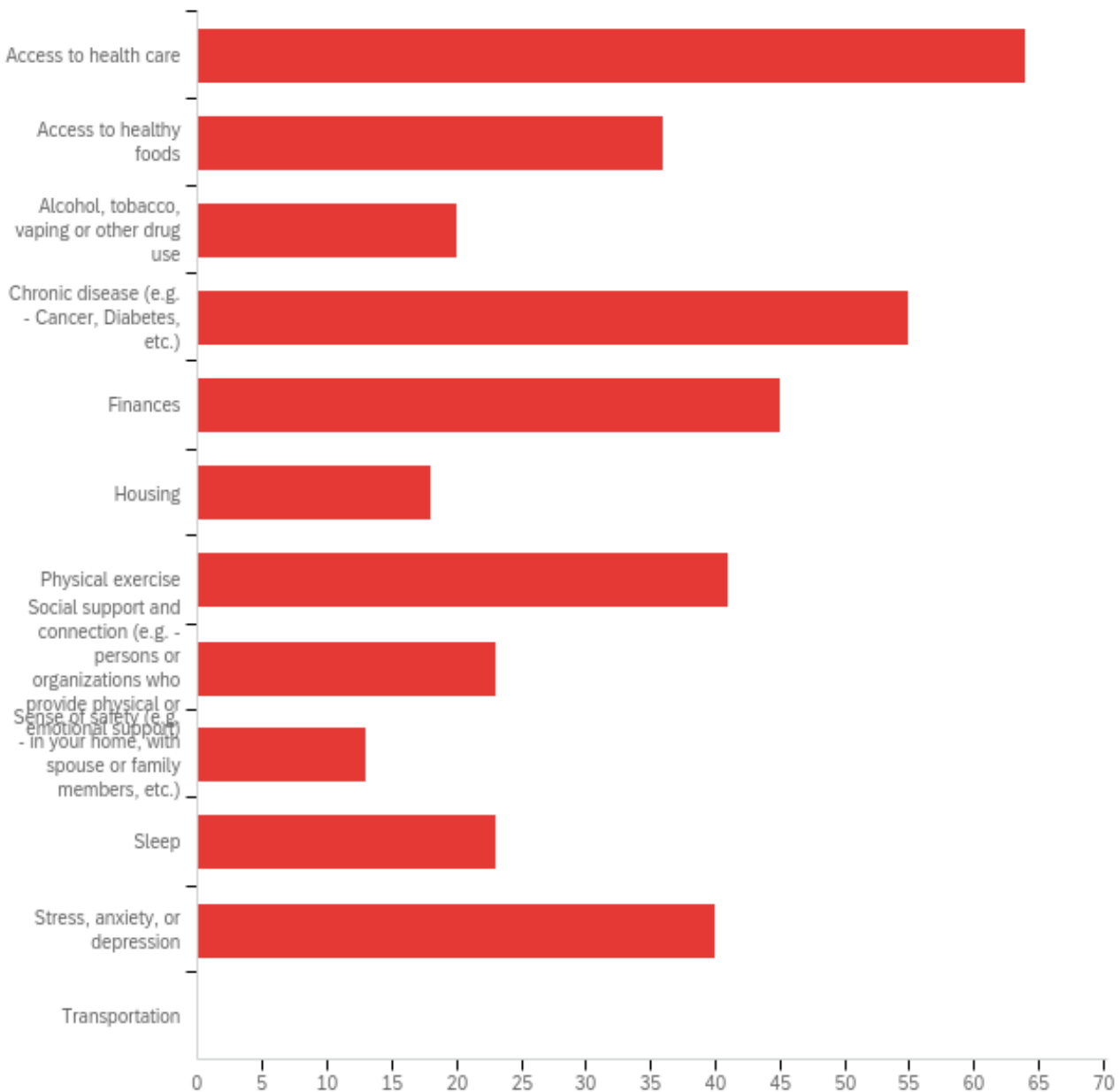
Southern
Minnesota Needs As

Appendix B: Community Survey Results

2023 Community Assessment Survey

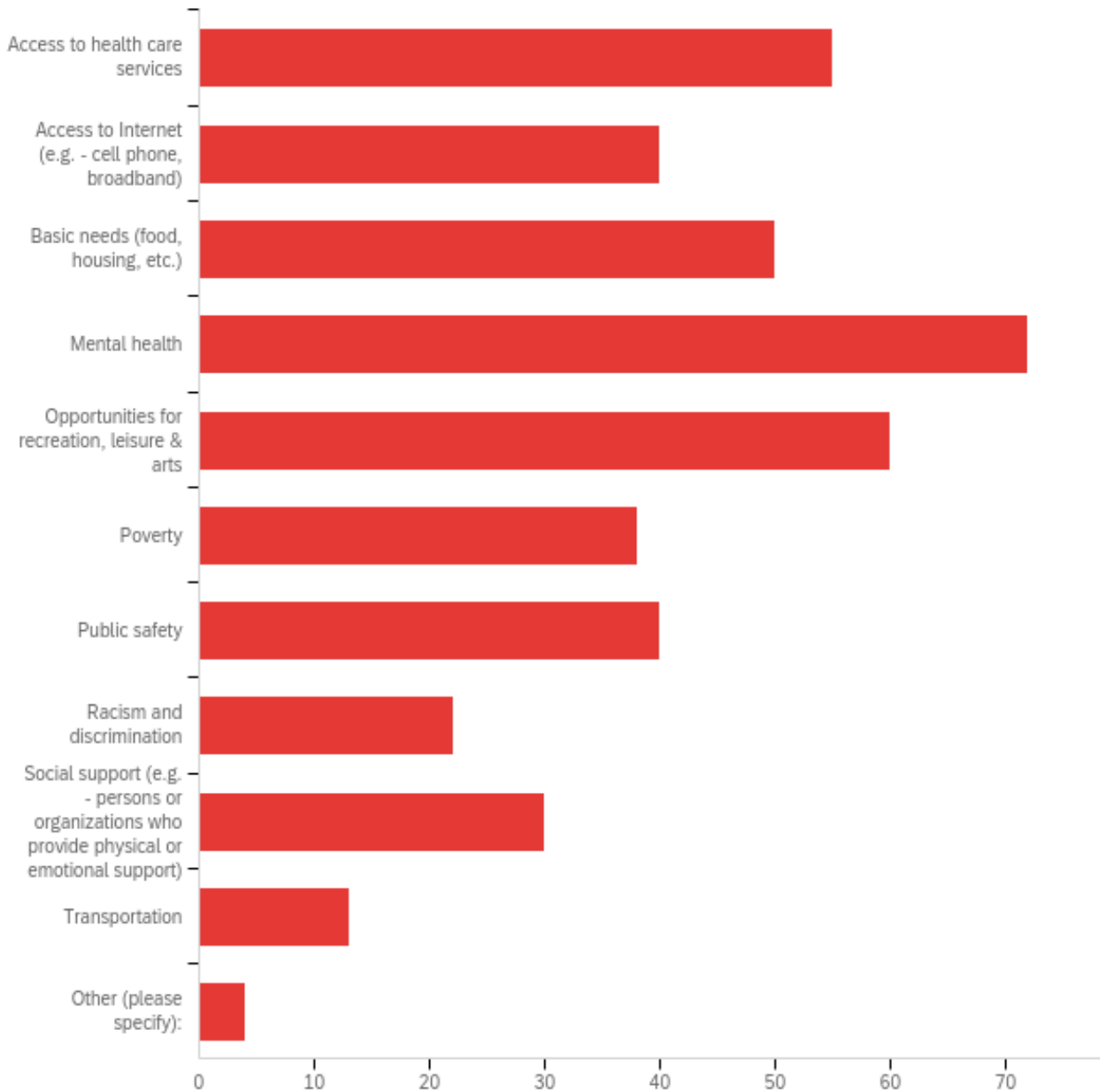
May 13th 2022, 1:27 pm MDT

**Q1 - In thinking about your own health and well-being what concerns you most?
Select up to three.**



#	Answer	%	Count
1	Access to health care	16.93%	64
2	Access to healthy foods	9.52%	36
3	Alcohol, tobacco, vaping or other drug use	5.29%	20
4	Chronic disease (e.g. - Cancer, Diabetes, etc.)	14.55%	55
5	Finances	11.90%	45
6	Housing	4.76%	18
7	Physical exercise	10.85%	41
8	Social support and connection (e.g. - persons or organizations who provide physical or emotional support)	6.08%	23
9	Sense of safety (e.g. - in your home, with spouse or family members, etc.)	3.44%	13
10	Sleep	6.08%	23
11	Stress, anxiety, or depression	10.58%	40
12	Transportation	0.00%	0
	Total	100%	378

Q2 - In thinking about your community, what concerns you most? Select up to three.



#	Answer	%	Count
1	Access to health care services	12.97%	55
2	Access to Internet (e.g. - cell phone, broadband)	9.43%	40
3	Basic needs (food, housing, etc.)	11.79%	50
4	Mental health	16.98%	72
5	Opportunities for recreation, leisure & arts	14.15%	60
6	Poverty	8.96%	38
7	Public safety	9.43%	40
8	Racism and discrimination	5.19%	22
9	Social support (e.g. - persons or organizations who provide physical or emotional support)	7.08%	30
10	Transportation	3.07%	13
11	Other (please specify):	0.94%	4
	Total	100%	424

Q2_11_TEXT - Other (please specify):

Other (please specify): - Text

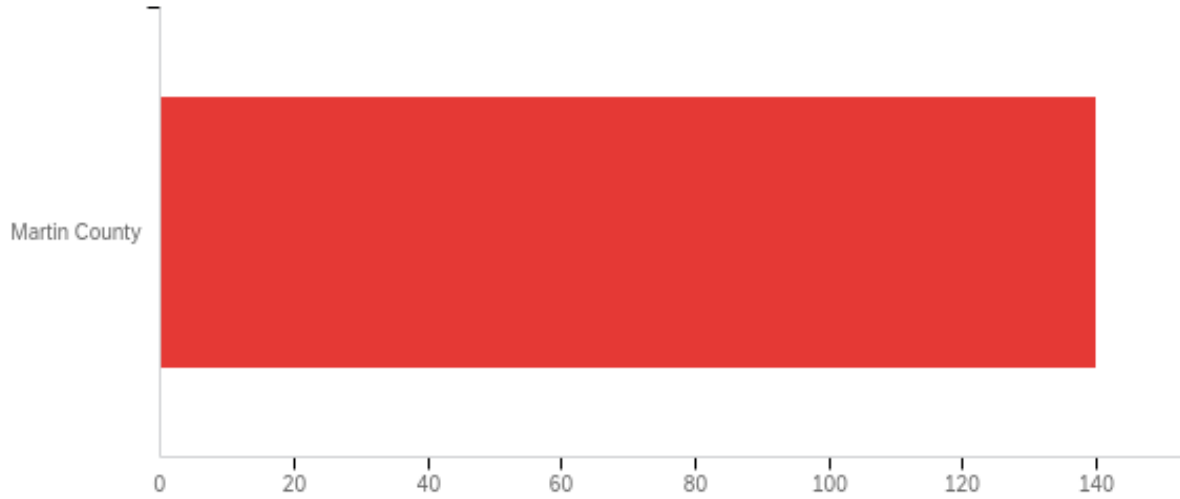
Local medical services without going to Mankato for services

trusting our health care providers

Political decisiveness.

lack of crisis housing and/or temporary housing with services for folks who are displaced due to abuse, neglect or other reasons. this lack is especially true in rural areas such as south central MN

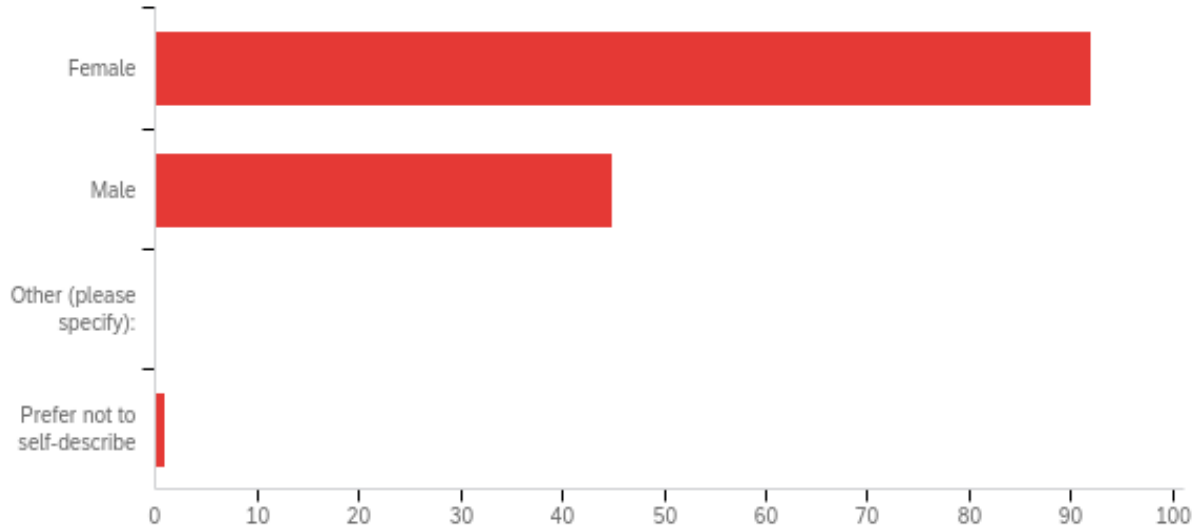
Q3 - 1. Where do you live?



#	Field	Minimum	Maximum	Mean	Std Deviation	Variance	Count
1	1. Where do you live?	3.00	3.00	3.00	0.00	0.00	140

#	Answer	%	Count
1	Martin County	100.00%	140
	Total	100%	140

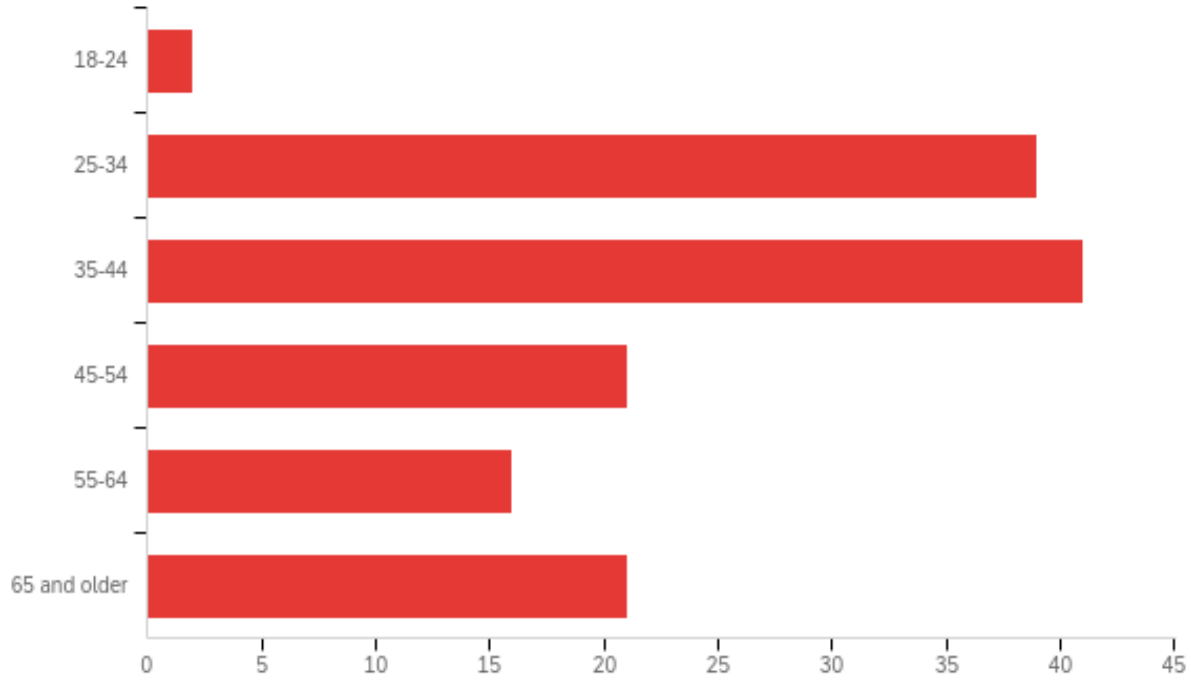
Q4 - What is your gender?



#	Field	Minimum	Maximum	Mean	Std Deviation	Variance	Count
1	What is your gender? - Selected Choice	1.00	4.00	1.35	0.52	0.27	138

#	Answer	%	Count
1	Female	66.67%	92
2	Male	32.61%	45
3	Other (please specify):	0.00%	0
4	Prefer not to self-describe	0.72%	1
	Total	100%	138

Q5 - What is your age?

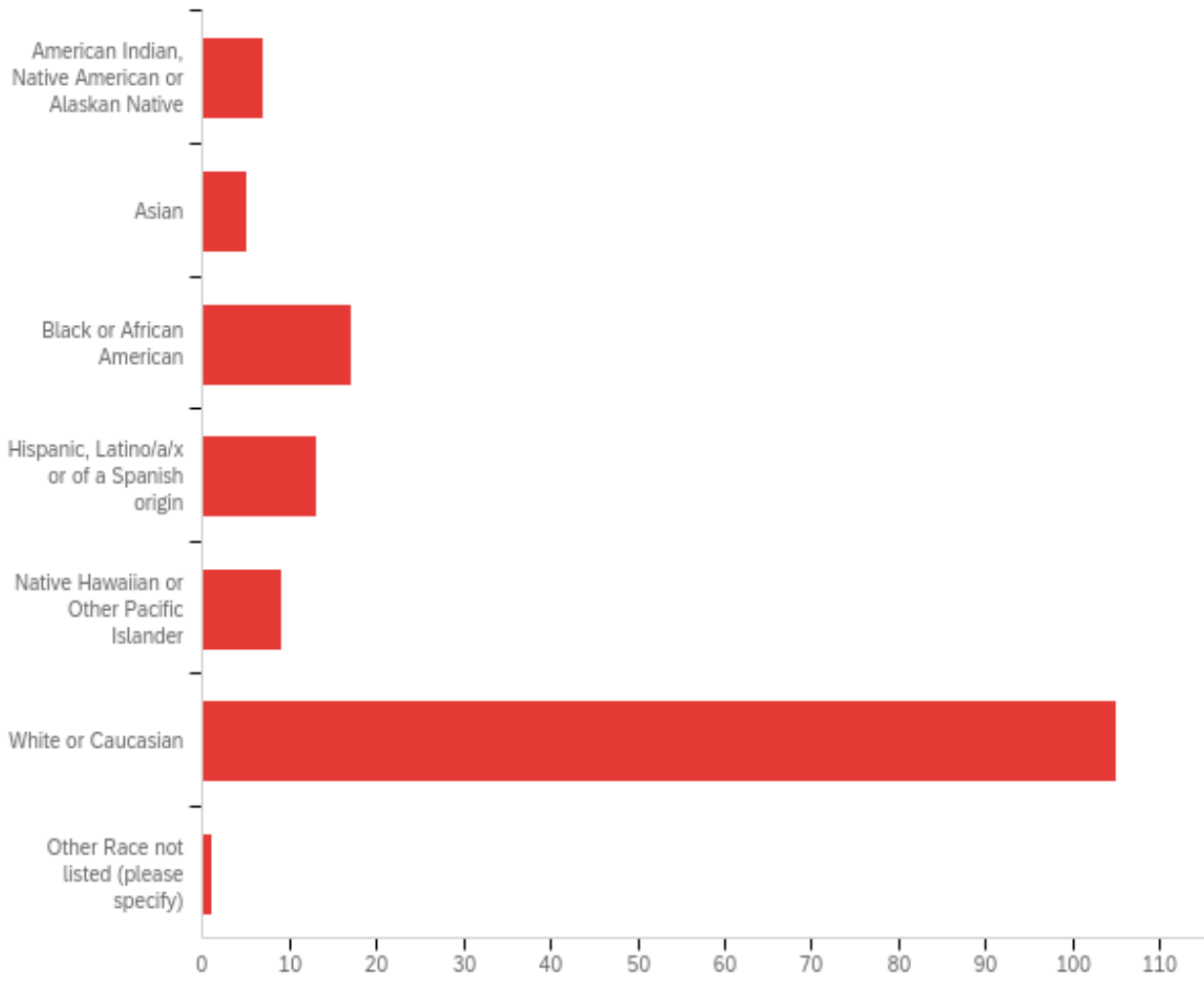


#	Field	Minimum	Maximum	Mean	Std Deviation	Variance	Count
1	What is your age?	1.00	6.00	3.52	1.42	2.02	140

#	Answer	%	Count
1	18-24	1.43%	2
2	25-34	27.86%	39
3	35-44	29.29%	41
4	45-54	15.00%	21
5	55-64	11.43%	16

6	65 and older	15.00%	21
	Total	100%	140

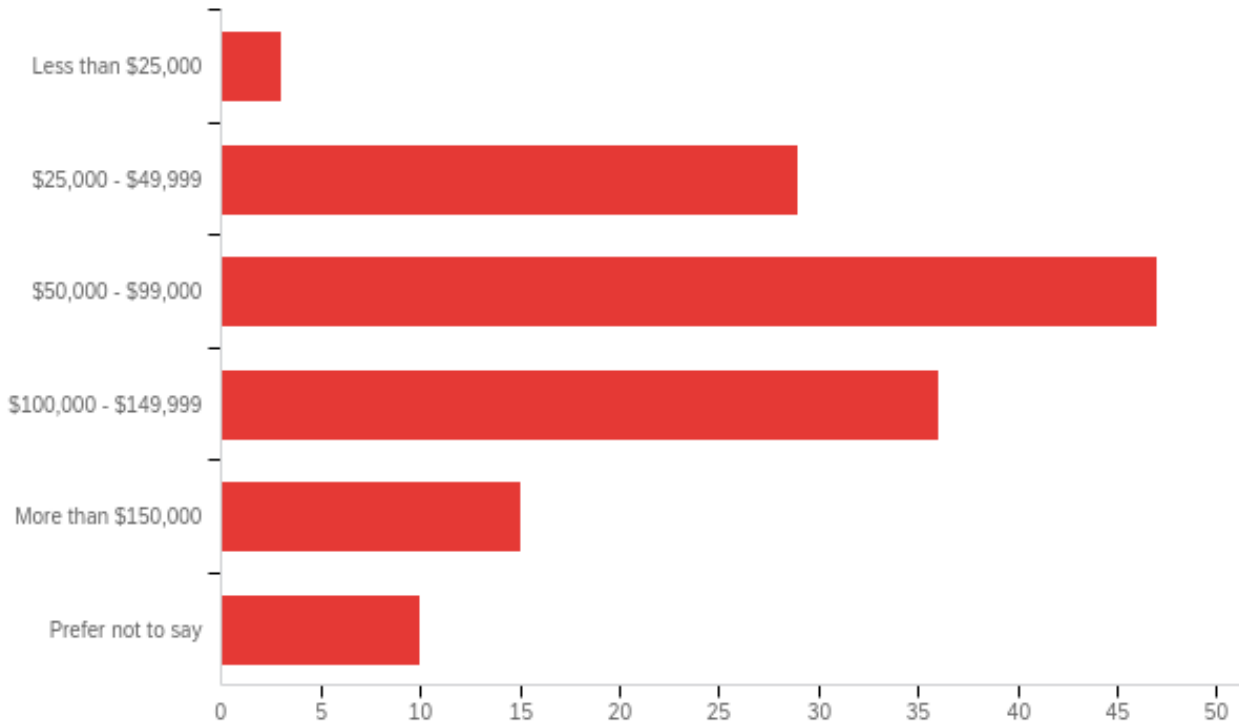
Q6 - What is your Race? (Please check all that apply)



#	Answer	%	Count
1	American Indian, Native American or Alaskan Native	4.46%	7
2	Asian	3.18%	5

3	Black or African American	10.83%	17
4	Hispanic, Latino/a/x or of a Spanish origin	8.28%	13
5	Native Hawaiian or Other Pacific Islander	5.73%	9
6	White or Caucasian	66.88%	105
7	Other Race not listed (please specify)	0.64%	1
	Total	100%	157

Q7 - What is your total annual household income?



#	Field	Minimum	Maximum	Mean	Std Deviation	Variance	Count
1	What is your total annual household income?	1.00	6.00	3.44	1.20	1.43	140

#	Answer	%	Count
1	Less than \$25,000	2.14%	3
2	\$25,000 - \$49,999	20.71%	29
3	\$50,000 - \$99,000	33.57%	47
4	\$100,000 - \$149,999	25.71%	36
5	More than \$150,000	10.71%	15
6	Prefer not to say	7.14%	10
	Total	100%	140

Appendix C: Community Survey Promotional Materials



Let your voice be heard

Take a minute to complete a survey about health in the community and be entered for a chance to win a \$25 Visa gift card. The drawing will be held in March.

Go to mayoclinichealthsystem.org/chna or scan the QR code to complete the survey.



Haga oír su voz

Tómese un minuto para responder una encuesta sobre la salud en la comunidad y tener la oportunidad de ganar una tarjeta Visa de regalo de \$25. El sorteo se hará en Marzo.

Vaya a mayoclinichealthsystem.org/chna o escanee el código QR para responder la encuesta.







Codkaaga ha noqdo mid la maqlo






Qaado hal daqiiqo si aad u dhammaystirto xog-uruurinta ku saabsan caafimaadka bulshada oo lagu galo fursad aad ku guulaysan karto \$25 oo ah kaarka hadiyadda ee Visa. Isku aadinta waxaa la qaban doonaa Maarso.



Tag mayoclinichealthsystem.org/chna ama sawir koodka QR si aad u dhamaystirto xog-uruurinta.




©2022 Mayo Foundation for Medical Education and Research | MC4484-367

3:33    

   **Fairmont, MN...**  




 **Mayo Clinic Health System**
Mar 1 · 




Community health needs assessment survey
**LET YOUR VOICE
BE HEARD**
Take the survey today.



There's still time to take the survey and be entered for a chance to win a \$25 Visa gift card. Hurry—the su... See more

View Insights **392 Post Reach**

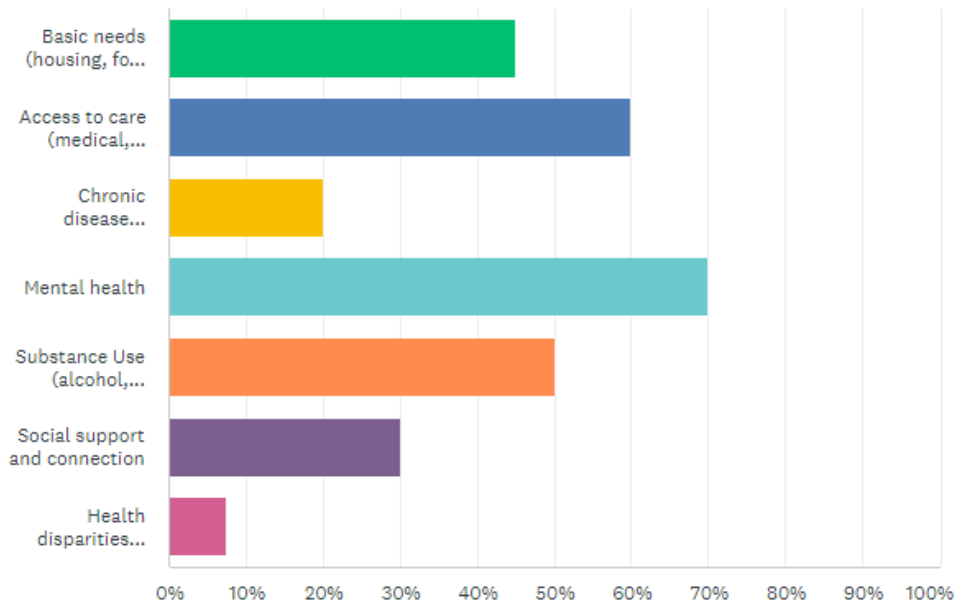
 **Like**  **Comment**  **Send**

Appendix D: Feedback and prioritization by community stakeholders

Which of the following community health needs do you feel are most important to address right now? (Pick up to 3 please)

Answered: 40 Skipped: 0



ANSWER CHOICES	RESPONSES
Basic needs (housing, food access, etc.)	45.00% 18
Access to care (medical, dental, mental)	60.00% 24
Chronic disease (cancer, obesity, diabetes, etc.)	20.00% 8
Mental health	70.00% 28
Substance Use (alcohol, drugs, tobacco, etc.)	50.00% 20
Social support and connection	30.00% 12
Health disparities (Preventable differences experienced by socially disadvantaged populations)	7.50% 3
Total Respondents: 40	